



Dallas Police Department Call, Crime, and Arrest Dashboard

Reports as of: Wednesday, January 26, 2022

Response Times MTD and YTD

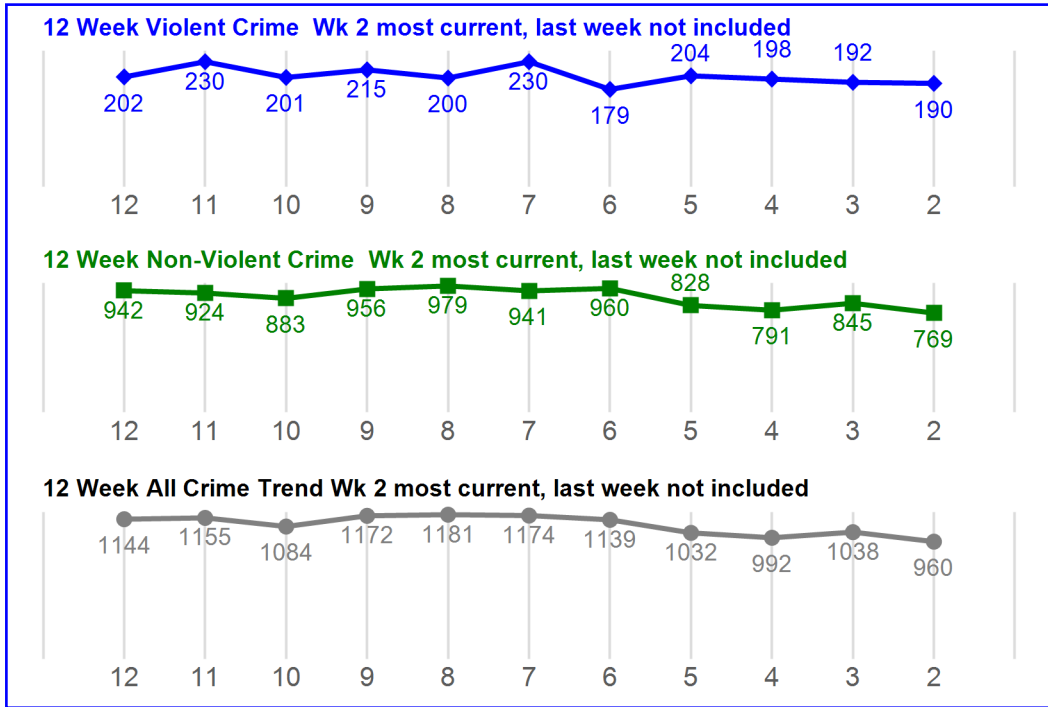
Priority	MTD	Over /Under vs Lst Yr	YTD	Over /Under vs Lst Yr
1	8.29	0.72 ▲	8.29	0.72 ▲
2	38.65	13.04 ▲	38.65	13.04 ▲
3	167.74	87.96 ▲	167.74	87.96 ▲
4	212.56	105.50 ▲	212.56	105.50 ▲

Over / Under compared to Last Year NOT GOALS

Dispatched Calls for Service MTD and YTD

Priority	MTD	% Chg	YTD	% Chg
1	2261	0.85% ▲	2261	0.85% ▲
2	18231	-0.03% ▼	18231	-0.03% ▼
3	10688	8.77% ▲	10688	8.77% ▲
4	5886	7.82% ▲	5886	7.82% ▲
Total All	37066	3.64% ▲	37066	3.64% ▲

CITY WIDE



NIBRS Administrative Report MTD and YTD

Crime Against	MTD	% Chg	YTD	% Chg
PERSON	1887	-7.45% ▼	1887	-7.45% ▼
PROPERTY	3748	-16.30% ▼	3748	-16.30% ▼
SOCIETY	839	-3.01% ▼	839	-3.01% ▼
Total	6474	-12.30% ▼	6474	-12.30% ▼

NIBRS Compstat Daily Report MTD and YTD

CRIME TYPE	MTD	% Chg	YTD	% Chg
Violent	711	-20.20% ▼	711	-20.20% ▼
Non-Violent	2774	-16.24% ▼	2774	-16.24% ▼
TOTAL	3485	-17.08% ▼	3485	-17.08% ▼

Gun Crime- Offenses Involving Guns MTD and YTD

Crime Category	MTD	% Chg	YTD	% Chg
ASSAULT OFFENSES	362	-9.05% ▼	362	-9.05% ▼
HOMICIDE OFFENSES	18	28.57% ▲	18	28.57% ▲
ROBBERY	106	-20.90% ▼	106	-20.90% ▼
SEX OFFENSES	0	-100.00% ▼	0	-100.00% ▼
Total	486	-11.15% ▼	486	-11.15% ▼

Arrest Summary MTD and YTD

Arrest Crime Against	MTD	% Chg	YTD	% Chg
PERSON	488	-2.59% ▼	488	-2.59% ▼
PROPERTY	182	-16.13% ▼	182	-16.13% ▼
SOCIETY	544	-35.55% ▼	544	-35.55% ▼
Other Misc	1077	11.38% ▲	1077	11.38% ▲
Total Arrests	2291	-9.41% ▼	2291	-9.41% ▼

Family Violence Offense MTD and YTD

Crime Category	MTD	% Chg	YTD	% Chg
ASSAULT OFFENSES	1015	1.60% ▲	1015	1.60% ▲
HOMICIDE OFFENSES	5	NC	5	NC
KIDNAPPING/ ABDUCTION	8	14.29% ▲	8	14.29% ▲
SEX OFFENSES	20	-16.67% ▼	20	-16.67% ▼
Total	1048	1.75% ▲	1048	1.75% ▲



Dallas Police Department Call, Crime, and Arrest Dashboard

Reports as of: Wednesday, January 26, 2022

Response Times MTD and YTD

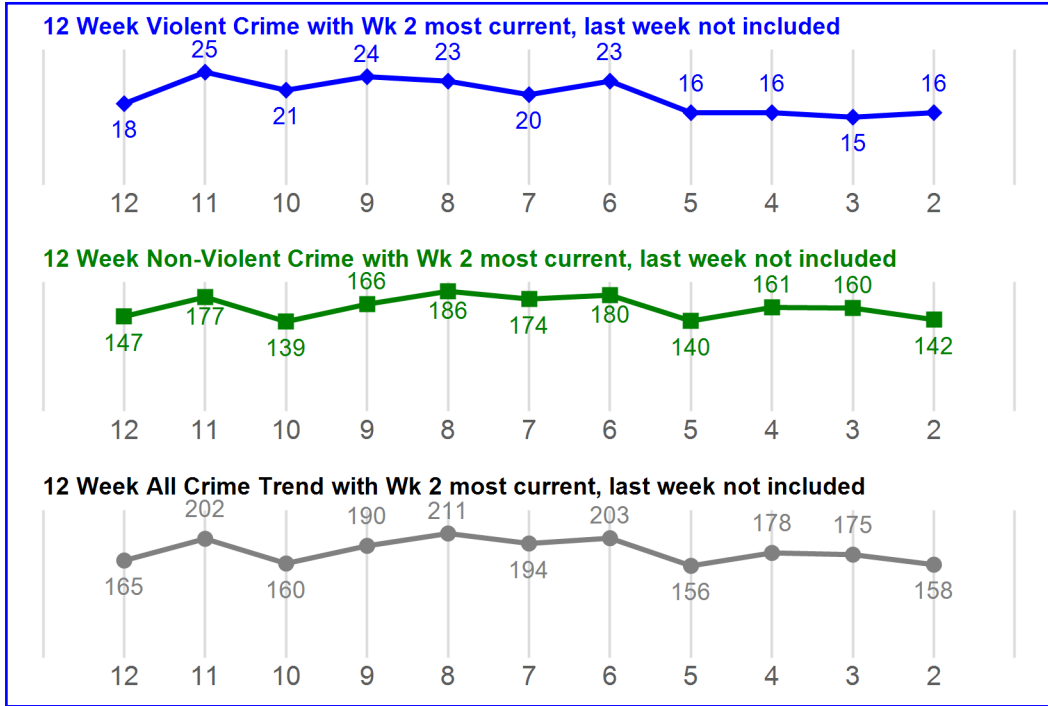
Priority	MTD	Over /Under vs Lst Yr	YTD	Over /Under vs Lst Yr
1	7.53	0.70 ▲	7.53	0.70 ▲
2	29.99	7.14 ▲	29.99	7.14 ▲
3	78.19	7.67 ▲	78.19	7.67 ▲
4	119.58	18.48 ▲	119.58	18.48 ▲

Over / Under compared to Last Year NOT GOALS

Dispatched Calls for Service MTD and YTD

Priority	MTD	% Chg	YTD	% Chg
1	292	18.22% ▲	292	18.22% ▲
2	2647	13.80% ▲	2647	13.80% ▲
3	1633	22.97% ▲	1633	22.97% ▲
4	844	21.79% ▲	844	21.79% ▲
Total All	5416	17.89% ▲	5416	17.89% ▲

CENTRAL



NIBRS Administrative Report MTD and YTD

Crime Against	MTD	% Chg	YTD	% Chg
PERSON	181	-8.59% ▼	181	-8.59% ▼
PROPERTY	626	-18.38% ▼	626	-18.38% ▼
SOCIETY	92	-7.07% ▼	92	-7.07% ▼
Total	899	-15.51% ▼	899	-15.51% ▼

NIBRS Compstat Daily Report MTD and YTD

CRIME TYPE	MTD	% Chg	YTD	% Chg
Non-Violent	521	-14.45% ▼	521	-14.45% ▼
Violent	58	-30.12% ▼	58	-30.12% ▼
TOTAL	579	-16.33% ▼	579	-16.33% ▼

Gun Crime- Offenses Involving Guns MTD and YTD

Crime Category	MTD	% Chg	YTD	% Chg
ASSAULT OFFENSES	31	-8.82% ▼	31	-8.82% ▼
HOMICIDE OFFENSES	1	NC	1	NC
ROBBERY	7	-22.22% ▼	7	-22.22% ▼
SEX OFFENSES	0	NC	0	NC
Total	39	-9.30% ▼	39	-9.30% ▼

Arrest Summary MTD and YTD

Arrest Crime Against	MTD	% Chg	YTD	% Chg
PERSON	58	0.00% ▬	58	0.00% ▬
PROPERTY	24	4.35% ▲	24	4.35% ▲
SOCIETY	107	-22.46% ▼	107	-22.46% ▼
Other Misc	189	44.27% ▲	189	44.27% ▲
TOTAL ARRESTS	378	8.00% ▲	378	8.00% ▲

Family Violence Offense MTD and YTD

Crime Category	MTD	% Chg	YTD	% Chg
ASSAULT OFFENSES	79	-2.47% ▼	79	-2.47% ▼
KIDNAPPING/ ABDUCTION	0	-100.00% ▼	0	-100.00% ▼
SEX OFFENSES	2	-33.33% ▼	2	-33.33% ▼
Total	81	-4.71% ▼	81	-4.71% ▼



Dallas Police Department Call, Crime, and Arrest Dashboard

Reports as of: Wednesday, January 26, 2022

Response Times MTD and YTD

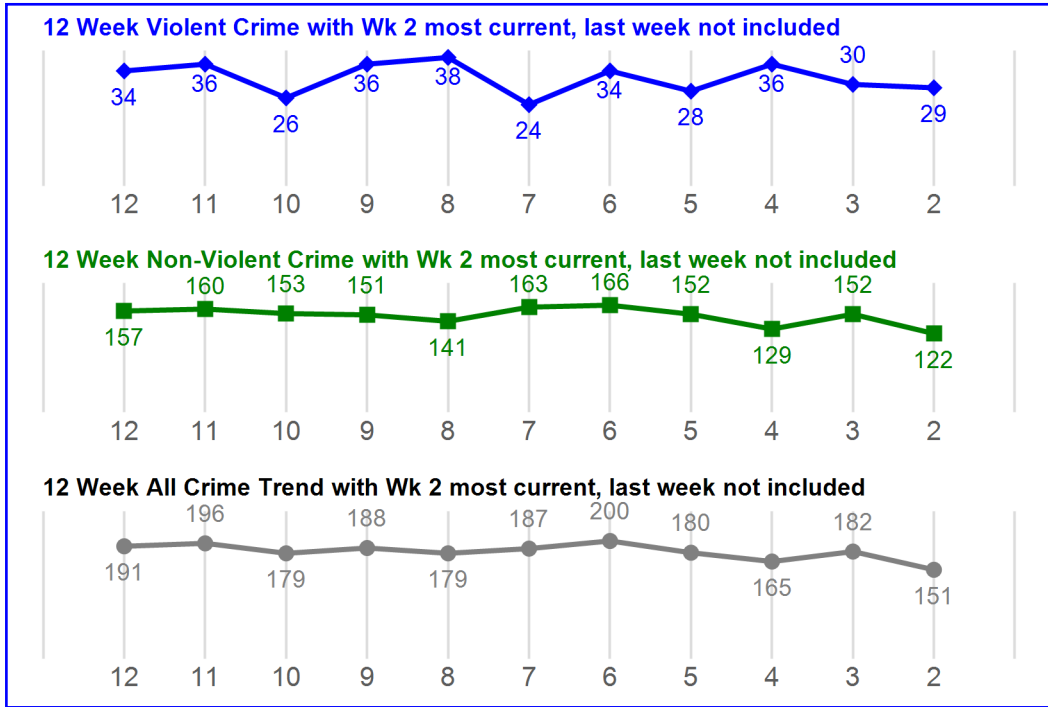
Priority	MTD	Over/Under vs Lst Yr	YTD	Over/Under vs Lst Yr
1	8.09	0.74 ▲	8.09	0.74 ▲
2	43.41	16.09 ▲	43.41	16.09 ▲
3	330.10	241.59 ▲	330.10	241.59 ▲
4	409.02	269.06 ▲	409.02	269.06 ▲

Over / Under compared to Last Year NOT GOALS

Dispatched Calls for Service MTD and YTD

Priority	MTD	% Chg	YTD	% Chg
1	418	12.37% ▲	418	12.37% ▲
2	3274	-1.44% ▼	3274	-1.44% ▼
3	1761	0.69% ▲	1761	0.69% ▲
4	910	4.60% ▲	910	4.60% ▲
Total All	6363	0.79% ▲	6363	0.79% ▲

NORTHEAST



NIBRS Administrative Report MTD and YTD

Crime Against	MTD	% Chg	YTD	% Chg
PERSON	338	-10.34% ▼	338	-10.34% ▼
PROPERTY	656	-11.23% ▼	656	-11.23% ▼
SOCIETY	133	-10.74% ▼	133	-10.74% ▼
Total	1127	-10.91% ▼	1127	-10.91% ▼

NIBRS Compstat Daily Report MTD and YTD

CRIME TYPE	MTD	% Chg	YTD	% Chg
Non-Violent	478	-10.82% ▼	478	-10.82% ▼
Violent	130	-17.20% ▼	130	-17.20% ▼
TOTAL	608	-12.27% ▼	608	-12.27% ▼

Gun Crime- Offenses Involving Guns MTD and YTD

Crime Category	MTD	% Chg	YTD	% Chg
ASSAULT OFFENSES	57	-8.06% ▼	57	-8.06% ▼
HOMICIDE OFFENSES	2	100.00% ▲	2	100.00% ▲
ROBBERY	36	44.00% ▲	36	44.00% ▲
SEX OFFENSES	0	-100.00% ▼	0	-100.00% ▼
Total	95	6.74% ▲	95	6.74% ▲

Arrest Summary MTD and YTD

Arrest Crime Against	MTD	% Chg	YTD	% Chg
PERSON	90	-7.22% ▼	90	-7.22% ▼
PROPERTY	35	20.69% ▲	35	20.69% ▲
SOCIETY	74	-37.29% ▼	74	-37.29% ▼
Other Misc	172	22.86% ▲	172	22.86% ▲
TOTAL ARRESTS	371	-3.39% ▼	371	-3.39% ▼

Family Violence Offense MTD and YTD

Crime Category	MTD	% Chg	YTD	% Chg
ASSAULT OFFENSES	205	7.33% ▲	205	7.33% ▲
HOMICIDE OFFENSES	1	NC	1	NC
KIDNAPPING/ ABDUCTION	3	NC	3	NC
SEX OFFENSES	6	100.00% ▲	6	100.00% ▲
Total	215	10.82% ▲	215	10.82% ▲



Dallas Police Department Call, Crime, and Arrest Dashboard

Reports as of: Wednesday, January 26, 2022

Response Times MTD and YTD

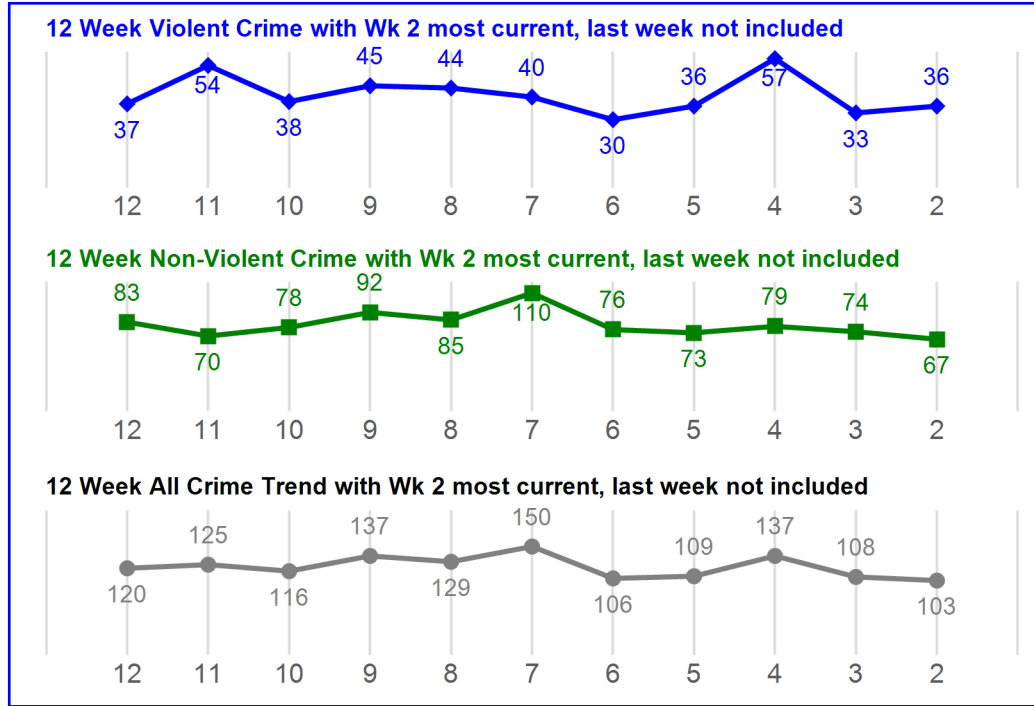
Priority	MTD	Over /Under vs Lst Yr	YTD	Over /Under vs Lst Yr
1	9.11	0.49 ▲	9.11	0.49 ▲
2	55.91	22.26 ▲	55.91	22.26 ▲
3	226.93	118.30 ▲	226.93	118.30 ▲
4	254.82	119.30 ▲	254.82	119.30 ▲

Over / Under compared to Last Year NOT GOALS

Dispatched Calls for Service MTD and YTD

Priority	MTD	% Chg	YTD	% Chg
1	326	-18.30% ▼	326	-18.30% ▼
2	2613	-5.05% ▼	2613	-5.05% ▼
3	1366	2.86% ▲	1366	2.86% ▲
4	778	0.39% ▲	778	0.39% ▲
Total All	5083	-3.25% ▼	5083	-3.25% ▼

SOUTHEAST



NIBRS Administrative Report MTD and YTD

Crime Against	MTD	% Chg	YTD	% Chg
PERSON	325	-13.79% ▼	325	-13.79% ▼
PROPERTY	392	-22.07% ▼	392	-22.07% ▼
SOCIETY	123	-33.51% ▼	123	-33.51% ▼
Total	840	-21.13% ▼	840	-21.13% ▼

NIBRS Compstat Daily Report MTD and YTD

CRIME TYPE	MTD	% Chg	YTD	% Chg
Non-Violent	253	-25.81% ▼	253	-25.81% ▼
Violent	145	-24.87% ▼	145	-24.87% ▼
TOTAL	398	-25.47% ▼	398	-25.47% ▼

Gun Crime- Offenses Involving Guns MTD and YTD

Crime Category	MTD	% Chg	YTD	% Chg
ASSAULT OFFENSES	87	-13.86% ▼	87	-13.86% ▼
HOMICIDE OFFENSES	5	25.00% ▲	5	25.00% ▲
ROBBERY	12	-47.83% ▼	12	-47.83% ▼
SEX OFFENSES	0	NC	0	NC
Total	104	-18.75% ▼	104	-18.75% ▼

Arrest Summary MTD and YTD

Arrest Crime Against	MTD	% Chg	YTD	% Chg
PERSON	80	-6.98% ▼	80	-6.98% ▼
PROPERTY	27	-25.00% ▼	27	-25.00% ▼
SOCIETY	66	-54.48% ▼	66	-54.48% ▼
Other Misc	136	-25.68% ▼	136	-25.68% ▼
TOTAL ARRESTS	309	-31.33% ▼	309	-31.33% ▼

Family Violence Offense MTD and YTD

Crime Category	MTD	% Chg	YTD	% Chg
ASSAULT OFFENSES	158	-8.67% ▼	158	-8.67% ▼
HOMICIDE OFFENSES	1	NC	1	NC
KIDNAPPING/ ABDUCTION	1	0.00% ▬	1	0.00% ▬
SEX OFFENSES	4	-55.56% ▼	4	-55.56% ▼
Total	164	-10.38% ▼	164	-10.38% ▼



Dallas Police Department Call, Crime, and Arrest Dashboard

Reports as of: Wednesday, January 26, 2022

Response Times MTD and YTD

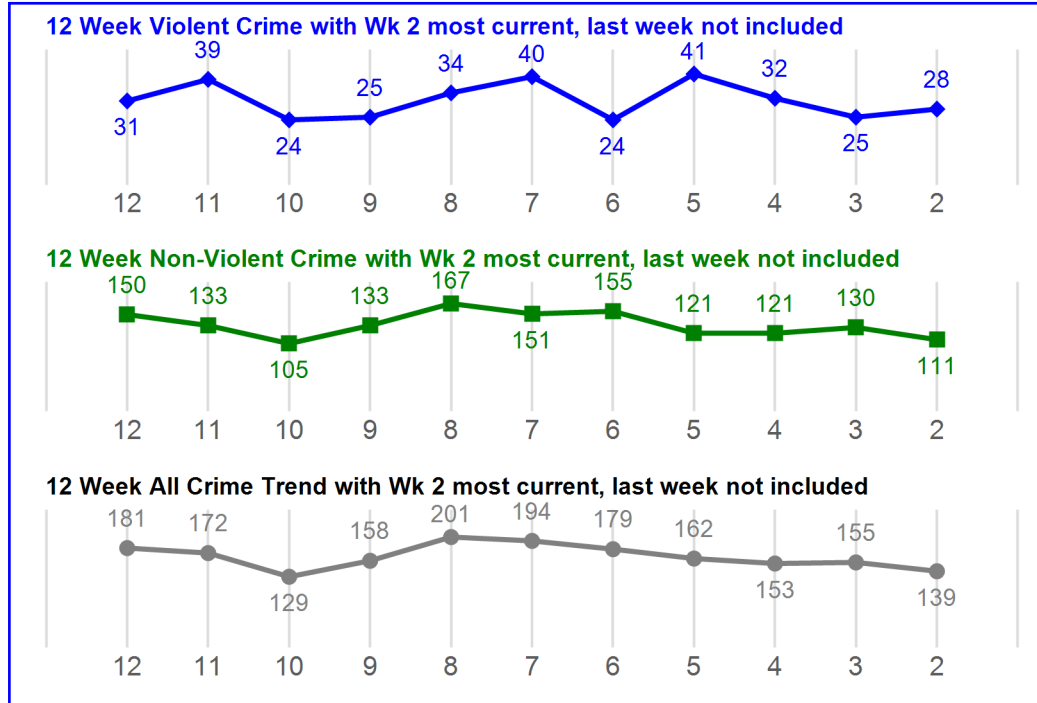
Priority	MTD	Over/Under vs Lst Yr	YTD	Over/Under vs Lst Yr
1	8.67	1.10 ▲	8.67	1.10 ▲
2	34.86	10.66 ▲	34.86	10.66 ▲
3	148.09	61.43 ▲	148.09	61.43 ▲
4	181.02	67.87 ▲	181.02	67.87 ▲

Over / Under compared to Last Year NOT GOALS

Dispatched Calls for Service MTD and YTD

Priority	MTD	% Chg	YTD	% Chg
1	355	12.70% ▲	355	12.70% ▲
2	2754	-2.34% ▼	2754	-2.34% ▼
3	1619	7.43% ▲	1619	7.43% ▲
4	939	-1.37% ▼	939	-1.37% ▼
Total All	5667	1.30% ▲	5667	1.30% ▲

SOUTHWEST



NIBRS Administrative Report MTD and YTD

Crime Against	MTD	% Chg	YTD	% Chg
PERSON	310	-4.02% ▼	310	-4.02% ▼
PROPERTY	593	-12.92% ▼	593	-12.92% ▼
SOCIETY	172	48.28% ▲	172	48.28% ▲
Total	1075	-4.02% ▼	1075	-4.02% ▼

NIBRS Compstat Daily Report MTD and YTD

CRIME TYPE	MTD	% Chg	YTD	% Chg
Non-Violent	417	-13.49% ▼	417	-13.49% ▼
Violent	120	-13.04% ▼	120	-13.04% ▼
TOTAL	537	-13.39% ▼	537	-13.39% ▼

Gun Crime- Offenses Involving Guns MTD and YTD

Crime Category	MTD	% Chg	YTD	% Chg
ASSAULT OFFENSES	69	4.55% ▲	69	4.55% ▲
HOMICIDE OFFENSES	3	>100%	3	>100%
ROBBERY	20	-33.33% ▼	20	-33.33% ▼
SEX OFFENSES	0	NC	0	NC
Total	92	-5.15% ▼	92	-5.15% ▼

Arrest Summary MTD and YTD

Arrest Crime Against	MTD	% Chg	YTD	% Chg
PERSON	79	3.95% ▲	79	3.95% ▲
PROPERTY	25	-30.56% ▼	25	-30.56% ▼
SOCIETY	82	-14.58% ▼	82	-14.58% ▼
Other Misc	137	1.48% ▲	137	1.48% ▲
TOTAL ARRESTS	323	-5.83% ▼	323	-5.83% ▼

Family Violence Offense MTD and YTD

Crime Category	MTD	% Chg	YTD	% Chg
ASSAULT OFFENSES	181	3.43% ▲	181	3.43% ▲
KIDNAPPING/ ABDUCTION	0	-100.00% ▼	0	-100.00% ▼
SEX OFFENSES	4	33.33% ▲	4	33.33% ▲
Total	185	2.78% ▲	185	2.78% ▲



Dallas Police Department Call, Crime, and Arrest Dashboard

Reports as of: Wednesday, January 26, 2022

Response Times MTD and YTD

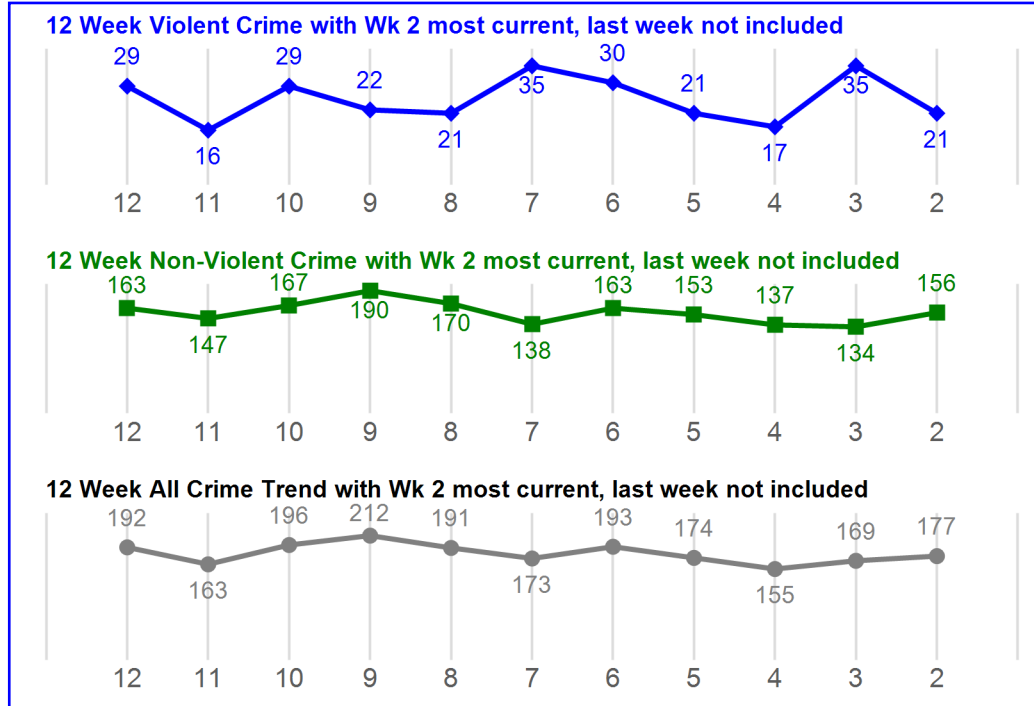
Priority	MTD	Over / Under vs Lst Yr	YTD	Over / Under vs Lst Yr
1	8.59	1.65 ▲	8.59	1.65 ▲
2	40.29	17.35 ▲	40.29	17.35 ▲
3	152.11	84.12 ▲	152.11	84.12 ▲
4	240.65	155.67 ▲	240.65	155.67 ▲

Over / Under compared to Last Year NOT GOALS

Dispatched Calls for Service MTD and YTD

Priority	MTD	% Chg	YTD	% Chg
1	293	5.78% ▲	293	5.78% ▲
2	2427	4.25% ▲	2427	4.25% ▲
3	1749	15.07% ▲	1749	15.07% ▲
4	838	14.48% ▲	838	14.48% ▲
Total All	5307	9.26% ▲	5307	9.26% ▲

NORTHWEST



NIBRS Administrative Report MTD and YTD

Crime Against	MTD	% Chg	YTD	% Chg
PERSON	223	20.54% ▲	223	20.54% ▲
PROPERTY	630	-23.82% ▼	630	-23.82% ▼
SOCIETY	130	-5.80% ▼	130	-5.80% ▼
Total	983	-14.52% ▼	983	-14.52% ▼

NIBRS Compstat Daily Report MTD and YTD

CRIME TYPE	MTD	% Chg	YTD	% Chg
Non-Violent	487	-24.73% ▼	487	-24.73% ▼
Violent	78	-11.36% ▼	78	-11.36% ▼
TOTAL	565	-23.13% ▼	565	-23.13% ▼

Gun Crime- Offenses Involving Guns MTD and YTD

Crime Category	MTD	% Chg	YTD	% Chg
ASSAULT OFFENSES	21	-27.59% ▼	21	-27.59% ▼
HOMICIDE OFFENSES	2	NC	2	NC
ROBBERY	13	-18.75% ▼	13	-18.75% ▼
SEX OFFENSES	0	NC	0	NC
Total	36	-20.00% ▼	36	-20.00% ▼

Arrest Summary MTD and YTD

Arrest Crime Against	MTD	% Chg	YTD	% Chg
PERSON	42	-4.55% ▼	42	-4.55% ▼
PROPERTY	35	-20.45% ▼	35	-20.45% ▼
SOCIETY	104	-32.90% ▼	104	-32.90% ▼
Other Misc	140	1.45% ▲	140	1.45% ▲
TOTAL ARRESTS	321	-15.75% ▼	321	-15.75% ▼

Family Violence Offense MTD and YTD

Crime Category	MTD	% Chg	YTD	% Chg
ASSAULT OFFENSES	101	26.25% ▲	101	26.25% ▲
KIDNAPPING/ ABDUCTION	2	100.00% ▲	2	100.00% ▲
SEX OFFENSES	1	0.00% ▬	1	0.00% ▬
Total	104	26.83% ▲	104	26.83% ▲



Dallas Police Department Call, Crime, and Arrest Dashboard

Reports as of: Wednesday, January 26, 2022

Response Times MTD and YTD

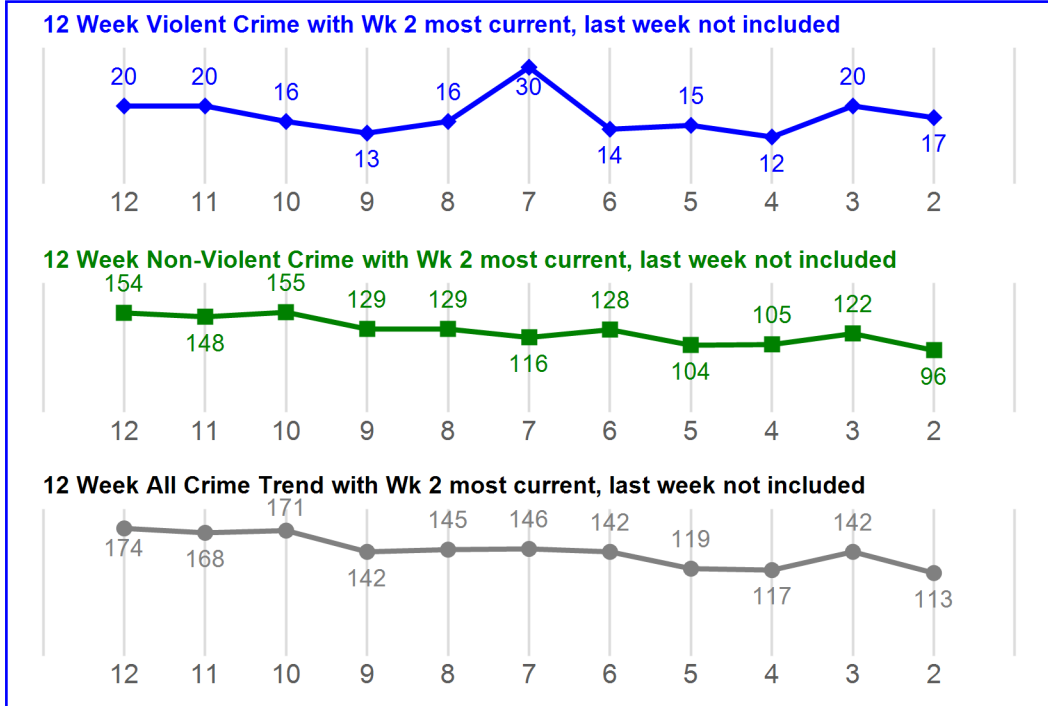
Priority	MTD	Over/Under vs Lst Yr	YTD	Over/Under vs Lst Yr
1	8.29	0.56 ▲	8.29	0.56 ▲
2	23.92	0.65 ▲	23.92	0.65 ▲
3	51.13	-4.17 ▼	51.13	-4.17 ▼
4	69.54	-0.25 ▼	69.54	-0.25 ▼

Over / Under compared to Last Year NOT GOALS

Dispatched Calls for Service MTD and YTD

Priority	MTD	% Chg	YTD	% Chg
1	222	4.72% ▲	222	4.72% ▲
2	1986	0.20% ▲	1986	0.20% ▲
3	1265	18.45% ▲	1265	18.45% ▲
4	833	21.43% ▲	833	21.43% ▲
Total All	4306	9.07% ▲	4306	9.07% ▲

NORTH CENTRAL



NIBRS Administrative Report MTD and YTD

Crime Against	MTD	% Chg	YTD	% Chg
PERSON	211	20.57% ▲	211	20.57% ▲
PROPERTY	479	-9.96% ▼	479	-9.96% ▼
SOCIETY	45	7.14% ▲	45	7.14% ▲
Total	735	-1.87% ▼	735	-1.87% ▼

NIBRS Compstat Daily Report MTD and YTD

CRIME TYPE	MTD	% Chg	YTD	% Chg
Non-Violent	371	-10.82% ▼	371	-10.82% ▼
Violent	52	-1.89% ▼	52	-1.89% ▼
TOTAL	423	-9.81% ▼	423	-9.81% ▼

Gun Crime- Offenses Involving Guns MTD and YTD

Crime Category	MTD	% Chg	YTD	% Chg
ASSAULT OFFENSES	25	78.57% ▲	25	78.57% ▲
HOMICIDE OFFENSES	1	0.00% ▬	1	0.00% ▬
ROBBERY	7	-46.15% ▼	7	-46.15% ▼
SEX OFFENSES	0	NC	0	NC
Total	33	17.86% ▲	33	17.86% ▲

Arrest Summary MTD and YTD

Arrest Crime Against	MTD	% Chg	YTD	% Chg
PERSON	58	52.63% ▲	58	52.63% ▲
PROPERTY	10	-58.33% ▼	10	-58.33% ▼
SOCIETY	36	-35.71% ▼	36	-35.71% ▼
Other Misc	98	27.27% ▲	98	27.27% ▲
TOTAL ARRESTS	202	3.59% ▲	202	3.59% ▲

Family Violence Offense MTD and YTD

Crime Category	MTD	% Chg	YTD	% Chg
ASSAULT OFFENSES	123	14.95% ▲	123	14.95% ▲
KIDNAPPING/ ABDUCTION	0	-100.00% ▼	0	-100.00% ▼
SEX OFFENSES	3	50.00% ▲	3	50.00% ▲
Total	126	14.55% ▲	126	14.55% ▲



Dallas Police Department Call, Crime, and Arrest Dashboard

Reports as of: Wednesday, January 26, 2022

Response Times MTD and YTD

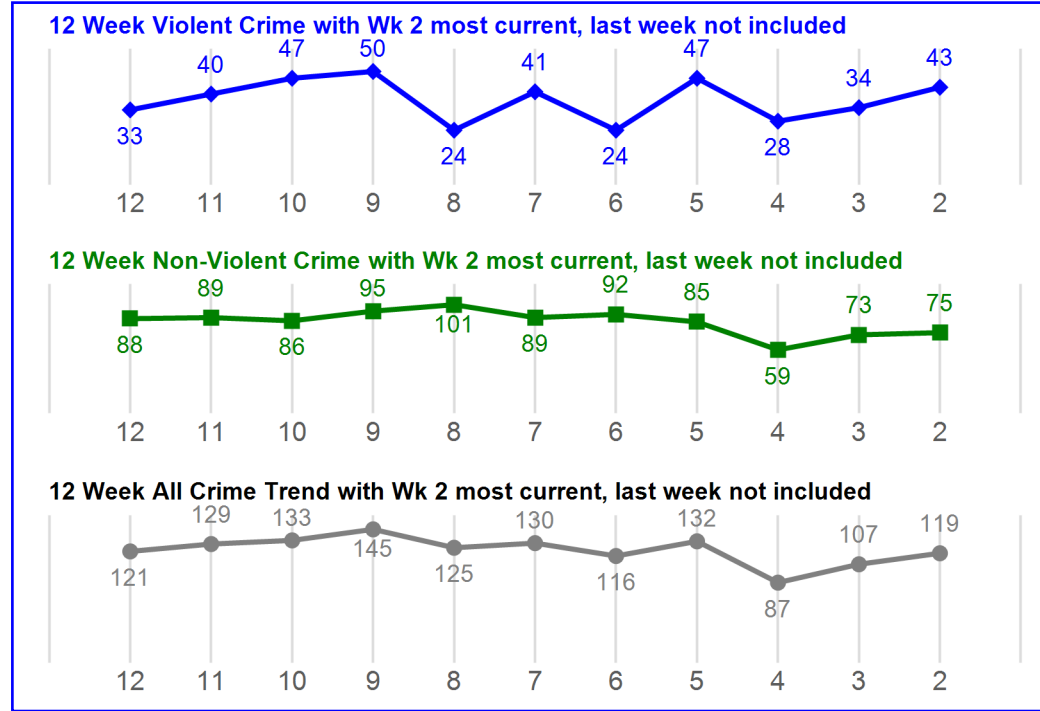
Priority	MTD	Over /Under vs Lst Yr	YTD	Over /Under vs Lst Yr
1	7.81	0.28 ▲	7.81	0.28 ▲
2	37.86	14.55 ▲	37.86	14.55 ▲
3	160.55	85.60 ▲	160.55	85.60 ▲
4	204.81	110.64 ▲	204.81	110.64 ▲

Over / Under compared to Last Year NOT GOALS

Dispatched Calls for Service MTD and YTD

Priority	MTD	% Chg	YTD	% Chg
1	355	-15.48% ▼	355	-15.48% ▼
2	2530	-6.54% ▼	2530	-6.54% ▼
3	1295	-2.34% ▼	1295	-2.34% ▼
4	744	-0.93% ▼	744	-0.93% ▼
Total All	4924	-5.38% ▼	4924	-5.38% ▼

SOUTH CENTRAL



NIBRS Administrative Report MTD and YTD

Crime Against	MTD	% Chg	YTD	% Chg
PERSON	299	-25.99% ▼	299	-25.99% ▼
PROPERTY	372	-13.29% ▼	372	-13.29% ▼
SOCIETY	144	5.88% ▲	144	5.88% ▲
Total	815	-15.89% ▼	815	-15.89% ▼

NIBRS Compstat Daily Report MTD and YTD

CRIME TYPE	MTD	% Chg	YTD	% Chg
Non-Violent	247	-12.10% ▼	247	-12.10% ▼
Violent	128	-28.49% ▼	128	-28.49% ▼
TOTAL	375	-18.48% ▼	375	-18.48% ▼

Gun Crime- Offenses Involving Guns MTD and YTD

Crime Category	MTD	% Chg	YTD	% Chg
ASSAULT OFFENSES	72	-21.74% ▼	72	-21.74% ▼
HOMICIDE OFFENSES	4	-42.86% ▼	4	-42.86% ▼
ROBBERY	11	-38.89% ▼	11	-38.89% ▼
SEX OFFENSES	0	NC	0	NC
Total	87	-25.64% ▼	87	-25.64% ▼

Arrest Summary MTD and YTD

Arrest Crime Against	MTD	% Chg	YTD	% Chg
PERSON	76	-20.83% ▼	76	-20.83% ▼
PROPERTY	22	-12.00% ▼	22	-12.00% ▼
SOCIETY	72	-46.67% ▼	72	-46.67% ▼
Other Misc	180	13.92% ▲	180	13.92% ▲
TOTAL ARRESTS	350	-15.46% ▼	350	-15.46% ▼

Family Violence Offense MTD and YTD

Crime Category	MTD	% Chg	YTD	% Chg
ASSAULT OFFENSES	168	-12.50% ▼	168	-12.50% ▼
HOMICIDE OFFENSES	3	NC	3	NC
KIDNAPPING/ ABDUCTION	2	100.00% ▲	2	100.00% ▲
SEX OFFENSES	0	-100.00% ▼	0	-100.00% ▼
Total	173	-11.73% ▼	173	-11.73% ▼